


21 Festive Felt Fabric Projects to Create a Cozy and Joyful Homemade Holiday

As the festive season approaches, the desire to create a warm and inviting atmosphere in our homes grows stronger. Felt fabric, with its soft texture and versatile nature, provides the perfect medium for crafting unique and charming holiday decorations and gifts.

From whimsical ornaments to heartwarming keepsakes, the following 21 felt fabric projects will inspire you to spread the holiday cheer throughout your home and share the joy with loved ones:



American Homestead Christmas: 21 Felt & Fabric Projects for Homemade Holidays by Ellen Murphy

★★★★☆ 4.7 out of 5

Language : English
File size : 31759 KB
Text-to-Speech : Enabled
Screen Reader : Supported
Enhanced typesetting : Enabled
Print length : 221 pages
Lending : Enabled



1. Gingerbread House Garland

Create a festive garland adorned with miniature gingerbread houses. Cut out felt rectangles for each house, decorate with icing details, and string them together with twine.



2. Felt Christmas Stockings

Personalize your Christmas stockings with handmade felt versions. Choose classic designs or create whimsical characters, using felt scraps for embellishments.



3. Felt Christmas Tree Ornaments

Add a touch of handmade charm to your Christmas tree with felt ornaments. Cut out shapes like snowflakes, stars, angels, and animals, and decorate with sequins, beads, and embroidery.



4. Felt Christmas Wreath

Create a festive doorway wreath using felt circles. Cut out various sizes and colors of circles, layer them, and add decorative elements like beads, ribbons, and greenery.



5. Felt Candy Canes

Make adorable felt candy canes as Christmas tree ornaments or gift tags. Cut out red and white strips of felt, twist them together, and add a hook for hanging.



6. Felt Mittens Garland

Create a cozy garland featuring miniature felt mittens. Cut out felt shapes, decorate with embroidery or pom-poms, and string them together with twine.



7. Felt Gingerbread Men

Bake some adorable felt gingerbread men! Cut out felt rectangles, decorate with icing details, and add twine for hanging or embellishment.



8. Felt Christmas Tree Skirt

Add a touch of whimsy to your Christmas tree with a felt tree skirt. Cut out a large felt circle, decorate with appliquéd details like snowmen, reindeer, or stars.



9. Felt Christmas Angel Ornaments

Create ethereal felt angel ornaments. Cut out felt shapes for the body, wings, and hair, and embellish with embroidery, sequins, or beads.



10. Felt Reindeer Ornaments

Bring some holiday spirit into your home with felt reindeer ornaments. Cut out felt shapes for the heads, antlers, and bodies, and add details like googly eyes and a red nose.



11. Felt Christmas Tree Bunting

Create a festive bunting for your Christmas tree. Cut out felt triangles in various sizes and colors, and string them together with twine.



12. Felt Christmas Bell Ornaments

Make charming felt Christmas bell ornaments. Cut out felt shapes for the bells, decorate with embroidery or appliqué, and add a ribbon for hanging.



13. Felt Snowmen Ornaments

Bring the magic of winter into your home with felt snowmen ornaments. Cut out felt shapes for the body, hat, and scarf, and embellish with buttons, sequins, or embroidery.



14. Felt Christmas Card Holder

Display your Christmas cards with a handmade felt card holder. Cut out a rectangle of felt, decorate with holiday-themed appliqués, and create slots for the cards.



15. Felt Christmas Village Scene

Create a miniature felt Christmas village scene. Cut out felt shapes for the houses, trees, and snowmen, and combine them to create a charming holiday tableau.



16. Felt Advent Calendar

Count down to Christmas with a felt advent calendar. Create 24 pockets of felt and embellish with numbers or holiday-themed designs.



17. Felt Christmas Garland with Bells

Create a festive garland adorned with felt bells. Cut out felt circles, decorate with embroidery, and string them together with twine.



18. Felt Christmas Gift Tags

Add a personal touch to your holiday gifts with felt gift tags. Cut out felt shapes, decorate with holiday-themed designs, and attach twine for hanging.



19. Felt Christmas Tree Pincushion

Protect your sewing needles with a festive felt Christmas tree pincushion. Cut out felt shapes for the tree body and branches, and add a layer of stuffing for the pincushion.



20. Felt Christmas Stocking Holder

Keep your Christmas stockings in place with a felt stocking holder. Cut out a rectangular piece of felt, decorate with holiday-themed designs, and attach a hook or loop for hanging.



21. Felt Christmas Table Runner

Add a touch of holiday cheer to your dining table with a felt table runner. Cut out a rectangle of felt, decorate with holiday-themed appliqués or embroidery, and add a festive trim.




These 21 felt fabric projects provide endless possibilities for creating a cozy and joyful holiday atmosphere in your home. From whimsical ornaments to heartwarming keepsakes, let your imagination run wild and spread the cheer with these handmade treasures.

**American Homestead Christmas: 21 Felt & Fabric
Projects for Homemade Holidays** by Ellen Murphy




★★★★☆ 4.7 out of 5
Language : English
File size : 31759 KB
Text-to-Speech : Enabled
Screen Reader : Supported
Enhanced typesetting : Enabled
Print length : 221 pages
Lending : Enabled



Health Care Global Viewpoints: Samantha Whiskey

Samantha Whiskey is a global health advocate and expert. She has worked in over 50 countries, providing health care to underserved populations. In this article, she shares...



Teacher Educators' Reflections on Culturally Relevant Teaching in Contemporary Classrooms: A Comprehensive Exploration

In today's increasingly diverse classrooms, culturally relevant teaching has become essential to ensuring that all students feel valued, respected,...