


A Journey Through the Acoustic Tapestry of Jewish Folk Songs and Dances: A Guided Tour for Guitarists

The world of Jewish folk music is a vibrant tapestry of melodies, rhythms, and lyrics that have been passed down through generations. From the soulful niggunim of Eastern Europe to the lively klezmer dances of Central and Eastern Europe, these songs and dances have played an integral role in Jewish culture and identity. This article aims to provide guitarists with an overview of some of the most popular Jewish folk songs and dances, offering insights into their history, cultural significance, and techniques for playing them on the acoustic guitar.



Folk Songs and Dances of the Jewish People for Acoustic Guitar by Bobby Braddock

★★★★★ 5 out of 5

Language : English

File size : 12319 KB

Screen Reader : Supported

Print length : 65 pages



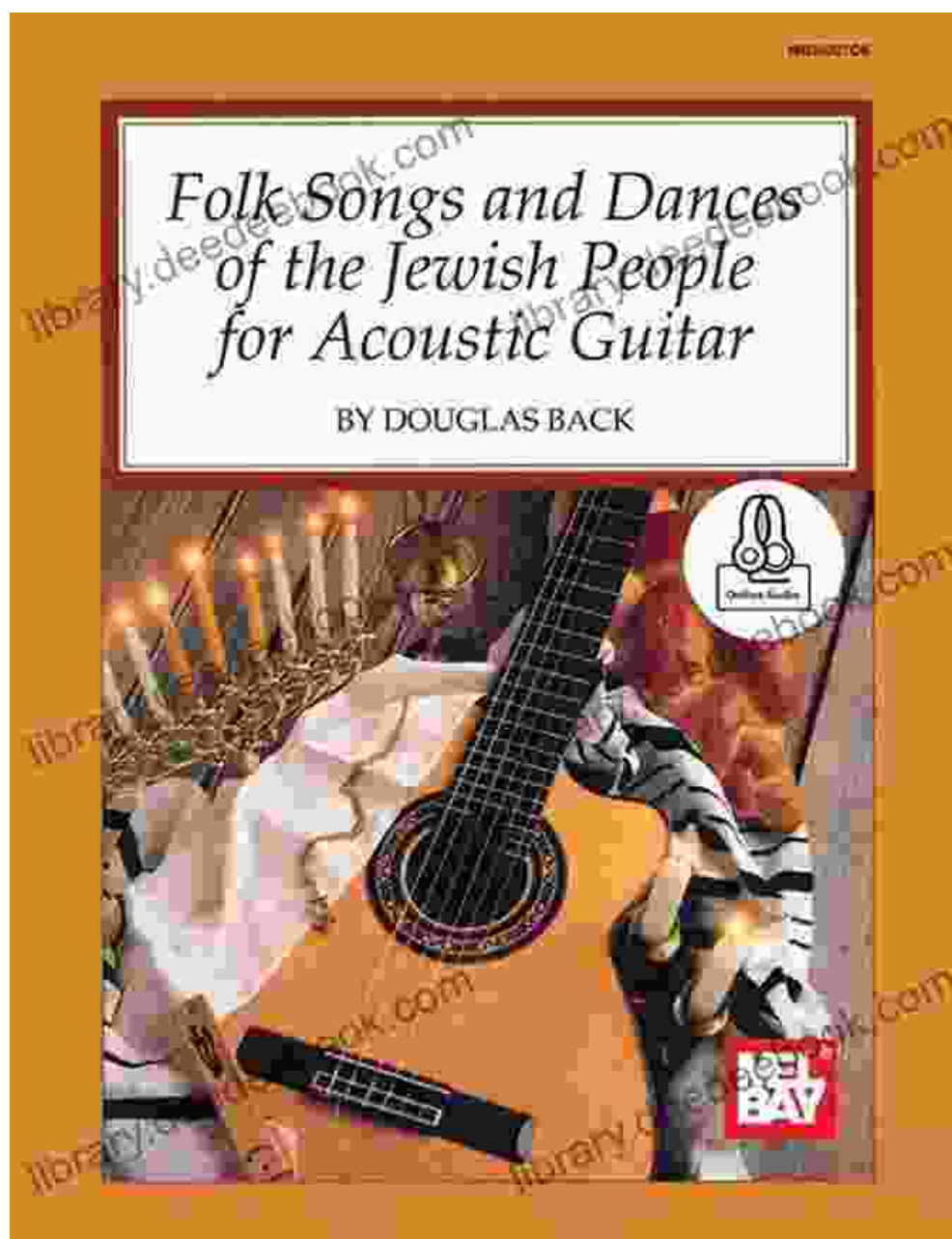
Origins and Influences

Jewish folk music has its roots in the diverse cultures of the Jewish communities that settled in various regions of the world. The niggunim, for example, originated in the shtetls of Eastern Europe, where they were used as a form of devotional music or as a way to express joy or sorrow.

Klezmer music, on the other hand, developed in the urban centers of Central and Eastern Europe, where Jewish musicians played at weddings, celebrations, and other social events.

Jewish Folk Songs

1. Oyfn Pripetshik (On the Stovetop)



This Yiddish folk song is a classic example of a niggun, with its simple yet evocative melody and lyrics that evoke the warmth and comfort of home. The song's slow and gentle tempo makes it well-suited for fingerpicking or strumming on the acoustic guitar.

2. Hava Nagila (Let's Rejoice)

One of the most famous Jewish folk songs, Hava Nagila is a lively and upbeat tune that is often played at celebrations. The song's simple chord progression and repetitive melody make it easy to play on the acoustic guitar, even for beginners.

3. Dona Dona

This Ladino folk song tells the tragic tale of a Jewish woman who is forced to leave her home. The song's haunting melody and poignant lyrics make it a powerful and moving piece of music. Dona Dona is often played with a capo on the second fret of the guitar, giving it a warm and resonant sound.

Jewish Folk Dances

1. Hora



A lively Romanian folk dance, the Hora is a popular choice for Jewish weddings and celebrations. The dance is characterized by its fast tempo and circular formation, with dancers holding hands and stepping to the beat. To play the Hora on the acoustic guitar, use a medium-tempo strumming pattern and incorporate some syncopated rhythms.

2. Freylekhs

A joyous and energetic dance from Eastern Europe, the Freylekhs is often played at weddings and other festive occasions. The dance features a quick and lively tempo, with dancers leaping and spinning in a circle. To play the Freylekhs on the acoustic guitar, use a fast strumming pattern and incorporate some double-stops (playing two notes at once).

3. Sher

A slow and graceful dance from Yemen, the Sher is a beautiful and expressive piece of music. The dance features a gentle back-and-forth sway, with dancers moving their shoulders and arms in a fluid motion. To play the Sher on the acoustic guitar, use a slow and steady strumming pattern and incorporate some arpeggios (playing the notes of a chord one at a time).

Playing Jewish Folk Music on the Acoustic Guitar

Playing Jewish folk music on the acoustic guitar requires a combination of technical skill and cultural understanding. Here are some tips to help guitarists approach this music with respect and authenticity:

1. Learn the basic techniques

Before you attempt to play Jewish folk music, it is important to master the basic techniques of acoustic guitar playing, such as strumming, fingerpicking, and arpeggios. This will give you the foundation you need to play the melodies and rhythms of the music accurately.

2. Study the music theory

Jewish folk music often uses unique scales and chord progressions. By studying the music theory behind these songs and dances, you will be able to understand their structure and play them with greater confidence.


3. Listen to traditional recordings

Listening to traditional recordings of Jewish folk music is essential for developing a feel for the music's rhythms, melodies, and overall style. This will help you to play the music with authenticity and respect for its cultural origins.

4. Attend live performances

If possible, attend live performances of Jewish folk music. This will give you the opportunity to see and hear the music firsthand, and to learn from experienced musicians.

Jewish folk songs and dances are a rich and vibrant part of Jewish culture and identity. By understanding the history, cultural significance, and playing techniques of these songs and dances, guitarists can bring this music to life and share its beauty with others. Whether you are a seasoned performer or a beginner just starting to explore Jewish music, we encourage you to embrace the melodies, rhythms, and stories of this musical tradition.



Folk Songs and Dances of the Jewish People for Acoustic Guitar by Bobby Braddock

★★★★★ 5 out of 5

Language : English

File size : 12319 KB


Screen Reader: Supported

Print length : 65 pages

FREE


DOWNLOAD E-BOOK





Health Care Global Viewpoints: Samantha Whiskey

Samantha Whiskey is a global health advocate and expert. She has worked in over 50 countries, providing health care to underserved populations. In this article, she shares...



Teacher Educators' Reflections on Culturally Relevant Teaching in Contemporary Classrooms: A Comprehensive Exploration

In today's increasingly diverse classrooms, culturally relevant teaching has become essential to ensuring that all students feel valued, respected,...