

From Cheek To Shorter: A Detailed Guide to Beard Lengths

Growing a beard is a great way to add character and style to your look. But with so many different beard lengths and styles to choose from, it can be tough to know where to start. In this guide, we'll break down the different beard lengths from cheek to shorter, so you can find the perfect length for your face and style.



"From Cheek to Shorter": Full transcription of 30 jazz saxophone solos by Led Zeppelin

★★★★☆ 4.4 out of 5

Language : English

File size : 9043 KB

Screen Reader : Supported

Print length : 60 pages


X-Ray for textbooks : Enabled



Cheek Length

The cheek length beard is a great choice for men with longer faces. It starts at the top of the cheekbone and extends down to the bottom of the cheek. This length helps to balance out the length of the face and create a more symmetrical look.

To style a cheek length beard, simply trim the hair around the edges to create a clean line. You can also use a beard oil or balm to keep the hair soft and manageable.



Chin Length

The chin length beard is a versatile choice that looks good on most face shapes. It starts at the bottom of the chin and extends down to the top of the neck. This length is long enough to add some weight to the face, but it's not so long that it becomes unwieldy.

To style a chin length beard, you can either trim the hair around the edges to create a clean line or let it grow out naturally. You can also use a beard oil or balm to keep the hair soft and manageable.

Smooth Jazz

Ben Rowley

The image shows a page of musical notation for a piece titled "Smooth Jazz" by Ben Rowley. The score is arranged in a system with seven staves. The first staff is labeled "Alto Saxophone" and contains a melodic line. The second and third staves are labeled "A. Sax." and contain similar melodic lines. The fourth staff is labeled "T. Sax." and contains a melodic line with some dynamics markings like "ff" and "mf". The fifth and sixth staves are also labeled "A. Sax." and contain melodic lines. The seventh staff is labeled "T. Sax." and contains a melodic line with dynamics markings like "mp" and "mf". The notation includes various musical symbols such as notes, rests, and dynamic markings. A large watermark "library.deedeebook.com" is visible across the page.

Short Beard

The short beard is a great choice for men who want a beard that is low-maintenance and easy to style. It starts at the bottom of the chin and

extends down to the top of the neck. This length is short enough to keep out of the way, but it's still long enough to add some character to your face.

To style a short beard, simply trim the hair around the edges to create a clean line. You can also use a beard oil or balm to keep the hair soft and manageable.

Smooth Jazz

Ben Kowley

The image displays a musical score for the piece "Smooth Jazz" by Ben Kowley. The score is written for Alto Saxophone (A. Sax) and includes a variety of musical notations such as treble clefs, key signatures, and dynamic markings like *mp* and *mf*. The score is presented on multiple staves, with a watermark "library.deedeebook.com" overlaid diagonally across the page.

Goatee

The goatee is a classic beard style that is characterized by a patch of hair on the chin. It can be worn in a variety of lengths, from short to long. The goatee is a good choice for men who want a beard that is both stylish and easy to maintain.

To style a goatee, simply trim the hair on the cheeks and neck to create a clean line. You can also use a beard oil or balm to keep the hair soft and manageable.

Smooth Jazz

Ben Kowley

The image displays a musical score for a piece titled "Smooth Jazz" by Ben Kowley. The score is written for Alto Saxophone (A. Sax) and includes a variety of musical notations such as treble clefs, key signatures, and dynamic markings like *mp* and *mf*. The score is presented on eight staves, with a watermark "library.deedeebook.com" overlaid diagonally across the page.

Van Dyke

The Van Dyke is another classic beard style that is characterized by a pointed patch of hair on the chin. It is named after the 17th century painter Anthony van Dyck, who often depicted men with this beard style in his portraits.

To style a Van Dyke, simply trim the hair on the cheeks and neck to create a clean line. You can also use a beard oil or balm to keep the hair soft and manageable.



Choosing the Right Beard Length

The best beard length for you will depend on your face shape, hair type, and personal style. If you have a long face, you may want to choose a shorter beard length, such as a cheek length or chin length beard. If you

have a round face, you may want to choose a longer beard length, such as a short beard or goatee.

Once you've chosen a beard length, you can start to experiment with different styles. You can trim the hair around the edges to create a clean line, or you can let it grow out naturally. You can also use a beard oil or balm to keep the hair soft and manageable.

With a little bit of experimentation, you'll be able to find the perfect beard length and style for you.



"From Cheek to Shorter": Full transcription of 30 jazz saxophone solos by Led Zeppelin

★★★★☆ 4.4 out of 5

Language : English

File size : 9043 KB


Screen Reader : Supported

Print length : 60 pages

X-Ray for textbooks : Enabled


FREE

DOWNLOAD E-BOOK



Health Care Global Viewpoints: Samantha Whiskey

Samantha Whiskey is a global health advocate and expert. She has worked in over 50 countries, providing health care to underserved populations. In this article, she shares...



Teacher Educators' Reflections on Culturally Relevant Teaching in Contemporary Classrooms: A Comprehensive Exploration

In today's increasingly diverse classrooms, culturally relevant teaching has become essential to ensuring that all students feel valued, respected,...