


Master Jazz Guitar Improvisation: A Comprehensive Guide to Dave Stryker's Method



Dave Stryker's Jazz Guitar Improvisation Method

★★★★☆ 4.7 out of 5

Language : English

File size : 15914 KB

Print length : 57 pages

FREE

DOWNLOAD E-BOOK



Dave Stryker is a world-renowned jazz guitarist known for his exceptional improvisational skills and innovative approach to jazz harmony. His method

of teaching guitar improvisation has gained widespread acclaim for its effectiveness in empowering guitarists to develop their creative potential.

This comprehensive guide will provide an in-depth overview of Dave Stryker's jazz guitar improvisation method, covering the fundamental techniques, exercises, and strategies that he teaches. Whether you're a beginner looking to build a solid foundation or an experienced guitarist seeking to refine your improvisational abilities, this guide will serve as your roadmap to musical mastery.

Chapter 1: The Fundamentals

1.1 Tonal Center and Key Centers

Dave Stryker emphasizes the importance of understanding tonal centers and key centers as the foundation for improvisation. He teaches students to identify the key center of a given chord progression and to use that as a reference point for constructing their improvisations.

1.2 Chord-Scale Relationships

Stryker places great value on the relationship between chords and scales. He teaches students to associate specific scales with each chord, enabling them to create melodic phrases that are harmonically coherent and musically expressive.

1.3 Triads and Arpeggios

Stryker encourages guitarists to practice triads and arpeggios as building blocks for improvisation. By understanding the structure and intervals of triads and arpeggios, guitarists can create more complex and intricate melodic lines.

Chapter 2: Scale Embellishments

2.1 Pentatonic and Blues Scales

Stryker introduces guitarists to the pentatonic and blues scales, which are essential for developing a strong improvisational vocabulary. He teaches techniques for using these scales to create bluesy and soulful melodies.

2.2 Octaves and Double Stops

Stryker demonstrates the power of using octaves and double stops to add interest and variety to improvisations. He teaches how to combine notes to create richer and more complex melodic phrases.

2.3 Legato and Hammer-Ons/Pull-Offs

Stryker emphasizes the importance of using legato techniques, as well as hammer-ons and pull-offs, to create smooth and fluid improvisations. He teaches exercises that develop these techniques and improve playing accuracy.

Chapter 3: Harmonic Strategies

3.1 Target Notes

Stryker teaches guitarists to identify target notes, which are specific notes in a chord progression that provide a strong resolution and create a sense of melodic direction. He shows how to use target notes to shape improvisations and create memorable melodies.


3.2 Extensions and Alterations

Stryker introduces extended chords and altered notes, which add richness and complexity to jazz harmony. He teaches how to incorporate these

elements into improvisation to create more sophisticated and harmonically interesting melodies.

3.3 Modal Interchange

Stryker discusses the concept of modal interchange, which involves borrowing chords from other keys or modes to create unexpected and captivating melodic effects. He teaches how to use modal interchange to expand




Dave Stryker's Jazz Guitar Improvisation Method

★★★★☆ 4.7 out of 5

Language : English

File size : 15914 KB

Print length : 57 pages



Health Care Global Viewpoints: Samantha Whiskey

Samantha Whiskey is a global health advocate and expert. She has worked in over 50 countries, providing health care to underserved populations. In this article, she shares...



Teacher Educators' Reflections on Culturally Relevant Teaching in Contemporary Classrooms: A Comprehensive Exploration

In today's increasingly diverse classrooms, culturally relevant teaching has become essential to ensuring that all students feel valued, respected,...