

Professional Development Techniques: 50 Ways to Teach English

Professional development is essential for any educator looking to enhance their teaching skills and stay abreast of the latest teaching methodologies. For English language teachers, professional development is particularly important given the ever-changing nature of the language and the diverse needs of students. This article will provide English language teachers with 50 professional development techniques to improve their teaching strategies and engage their students. These techniques are divided into five categories: planning, instruction, assessment, classroom management, and collaboration.

1. **Attend workshops and conferences.** Workshops and conferences provide English language teachers with the opportunity to learn from experts in the field and network with other educators.
2. **Read professional journals and books.** Professional journals and books can provide English language teachers with the latest research on teaching methodologies and best practices.
3. **Take online courses.** Online courses can provide English language teachers with the flexibility to learn at their own pace and on their own time.
4. **Join professional organizations.** Professional organizations can provide English language teachers with access to resources, networking opportunities, and professional development events.

5. **Create a professional development plan.** A professional development plan can help English language teachers identify their strengths and weaknesses and develop a plan for improvement.
 6. **Set goals for professional development.** Setting goals can help English language teachers stay motivated and focused on their professional development.
 7. **Reflect on your teaching practice.** Reflecting on your teaching practice can help you identify areas for improvement.
 8. **Experiment with new teaching strategies.** Experimenting with new teaching strategies can help you find new ways to engage your students.
 9. **Use technology in your teaching.** Technology can be a powerful tool for English language teaching.
 10. **Collaborate with other teachers.** Collaborating with other teachers can help you share ideas and learn from their experiences.
1. **Use a variety of teaching methods.** Different students learn in different ways, so it is important to use a variety of teaching methods to accommodate all learners.
 2. **Make your lessons interactive.** Interactive lessons help to keep students engaged and motivated.
 3. **Use visuals in your teaching.** Visuals can help students to understand concepts more easily.
 4. **Provide opportunities for students to practice.** Practice is essential for language learning.

5. **Give students feedback on their work.** Feedback can help students to improve their language skills.
 6. **Use games and activities in your teaching.** Games and activities can make learning fun and engaging.
 7. **Incorporate culture into your teaching.** Culture can help students to understand the language and the people who speak it.
 8. **Use real-world materials in your teaching.** Real-world materials can help students to connect the language to their own lives.
 9. **Differentiated instruction.** Differentiated instruction can help you meet the needs of all learners in your classroom.
 10. **Use technology in your instruction.** Technology can be a powerful tool for English language instruction.
-
1. **Use a variety of assessment methods.** Different assessment methods can provide you with different information about your students' language skills.
 2. **Assess students regularly.** Regular assessment can help you track your students' progress and identify areas where they need additional support.
 3. **Provide students with feedback on their assessments.** Feedback can help students to improve their language skills.
 4. **Use assessment data to inform your instruction.** Assessment data can help you to make informed decisions about your teaching.
 5. **Reflect on your assessment practices.** Reflecting on your assessment practices can help you to improve your assessment skills.

6. **Use technology to assess your students.** Technology can be a powerful tool for assessing students' language skills.
 7. **Create rubrics for assessing student work.** Rubrics can help you to assess student work more objectively.
 8. **Use portfolios to assess student progress.** Portfolios can provide you with a more comprehensive view of your students' language skills.
 9. **Involve students in the assessment process.** Involving students in the assessment process can help them to become more self-aware learners.
 10. **Use assessment data to inform your professional development.** Assessment data can help you to identify areas where you need additional professional development.
-
1. **Establish clear rules and expectations for your students.** Clear rules and expectations will help to create a positive learning environment.
 2. **Be consistent with your rules and expectations.** Consistency will help your students to know what is expected of them.
 3. **Be fair and impartial.** Treat all of your students fairly and impartially.
 4. **Respect your students.** Respect your students and they will respect you.
 5. **Get to know your students.** Getting to know your students will help you to understand their needs and create a more positive learning environment.

6. **Build relationships with your students.** Building relationships with your students will help to create a more positive learning environment.
 7. **Use positive reinforcement.** Positive reinforcement can help to encourage your students to behave positively.
 8. **Avoid punishment.** Punishment can be ineffective and damage your relationship with your students.
 9. **Use technology to manage your classroom.** Technology can be a powerful tool for classroom management.
 10. **Reflect on your classroom management practices.** Reflecting on your classroom management practices can help you to improve your skills.
-
1. **Collaborate with other teachers.** Collaborating with other teachers can help you to share ideas and learn from their experiences.
 2. **Attend professional development events with other teachers.** Professional development events can provide you with the opportunity to network with other teachers and learn from experts in the field.
 3. **Join a professional learning community.** Professional learning communities can provide you with a supportive environment to learn and grow as a teacher.
 4. **Mentor new teachers.** Mentoring new teachers can help you to share your knowledge and experience.
 5. **Be a resource for other teachers.** Share your expertise with other teachers by writing articles, presenting at conferences, and creating online resources.

6. **Collaborate with parents and guardians.** Collaborating with parents and guardians can help you to support your students' learning.
7. **Collaborate with community organizations.** Collaborating with community organizations can help you to connect your students with the real world.
8. **Use technology to collaborate with others.** Technology can be a powerful tool for collaboration.
9. **Reflect on your collaboration experiences.** Reflecting on your collaboration experiences can help you to improve your collaboration skills.
10. **Use collaboration to enhance your professional development.** Collaboration can help you to learn from others and improve your teaching practice.


Professional development is essential for English language teachers who want to stay abreast of the latest teaching methodologies and improve their teaching skills. This article has provided 50 professional development techniques that English language teachers can use to enhance their planning, instruction, assessment, classroom management, and collaboration skills. By implementing these techniques, English language teachers can create a more positive and engaging learning environment for their students.

50 Ways to Be a Better Teacher: Professional Development Techniques (50 Ways to Teach English)


by Chris Mares

★★★★★ 5 out of 5

Language : English



File size : 3722 KB
Text-to-Speech : Enabled
Screen Reader : Supported
Enhanced typesetting : Enabled
Word Wise : Enabled
Print length : 91 pages
Lending : Enabled




50 Ways to Be a Better Teacher: Professional Development Techniques (50 Ways to Teach English)

by Chris Mares

★★★★★ 5 out of 5


Language : English
File size : 3722 KB
Text-to-Speech : Enabled
Screen Reader : Supported
Enhanced typesetting : Enabled
Word Wise : Enabled
Print length : 91 pages
Lending : Enabled





Health Care Global Viewpoints: Samantha Whiskey

Samantha Whiskey is a global health advocate and expert. She has worked in over 50 countries, providing health care to underserved populations. In this article, she shares...



Teacher Educators' Reflections on Culturally Relevant Teaching in Contemporary Classrooms: A Comprehensive Exploration

In today's increasingly diverse classrooms, culturally relevant teaching has become essential to ensuring that all students feel valued, respected,...