


The First 50 Blues Turnarounds You Should Play On Guitar

The blues turnaround is one of the most important and versatile chord progressions in blues music. It's a short, four-chord progression that can be used to transition between chords, create tension and release, and add some extra flavor to your blues solos.

In this article, we're going to show you the 50 most essential blues turnarounds that every guitarist should know. We'll start with some basic turnarounds and gradually work our way up to some more advanced ones.

Each turnaround will be explained in detail, with audio examples and downloadable charts. So, grab your guitar and let's get started!



First 50 Blues Turnarounds You Should Play on Guitar

★★★★☆ 4.7 out of 5

Language : English

File size : 5012 KB

Print length : 56 pages



A blues turnaround is a short, four-chord progression that is used to transition between chords in a blues song. The most common blues turnaround is the I-IV-V progression, which is played in the key of the song.

For example, in the key of C, the I-IV-V turnaround would be C - F - G. This progression can be repeated over and over again to create a simple but effective blues backing track.

However, there are many other blues turnarounds that can be used to add some variety to your playing. In this article, we're going to show you 50 of the most essential blues turnarounds that every guitarist should know.

1. I-IV-V Turnaround

This is the most basic blues turnaround and it's a great place to start. It's played in the key of the song and it consists of the I, IV, and V chords.

2. I-IV-V-I Turnaround

This is a variation of the basic I-IV-V turnaround. It adds the I chord at the end of the progression, which creates a more resolved sound.

3. I-IV-V-IV Turnaround

This turnaround is similar to the I-IV-V-I turnaround, but it ends on the IV chord instead of the I chord. This creates a more suspended sound.

4. I-IV-V-IV-I Turnaround

This turnaround is a combination of the I-IV-V-I and I-IV-V-IV turnarounds. It creates a more complex and interesting sound.

5. I-IV-V-V7 Turnaround

This turnaround is similar to the I-IV-V-I turnaround, but it uses a V7 chord instead of a V chord. This adds a more dissonant sound to the progression.

6. I-IV-V-V7-I Turnaround

This turnaround is a combination of the I-IV-V-I and I-IV-V-V7 turnarounds. It creates a more complex and interesting sound.

7. I-IV-V-I-VII Turnaround

This turnaround is similar to the I-IV-V-I turnaround, but it adds a VII chord at the end of the progression. This creates a more resolved sound.

8. I-IV-V-I-VII-IV Turnaround

This turnaround is a combination of the I-IV-V-I and I-IV-V-I-VII turnarounds. It creates a more complex and interesting sound.

9. I-IV-V-IV-V-IV Turnaround

This turnaround is a variation of the I-IV-V-IV turnaround. It adds a V chord after the IV chord, which creates a more complex sound.

10. I-IV-V-IV-V-IV-I Turnaround

This turnaround is a combination of the I-IV-V-IV and I-IV-V-I-VII turnarounds. It creates a more complex and interesting sound.

11. I-IV-V-V7-IV Turnaround

This turnaround is similar to the I-IV-V-V7 turnaround, but it ends on the IV chord instead of the I chord. This creates a more suspended sound.

12. I-IV-V-V7-IV-I Turnaround

This turnaround is a combination of the I-IV-V-V7 and I-IV-V-I-VII turnarounds. It creates a more complex and interesting sound.

13. I-IV-V-I-IV-VII Turnaround

This turnaround is similar to the I-IV-V-I-VII turnaround, but it adds a IV chord after the I chord. This creates a more complex sound.

14. I-IV-V-I-IV-VII-I Turnaround

This turnaround is a combination of the I-IV-V-I-VII and I-IV-V-I turnaround. It creates a more complex and interesting sound.

15. I-IV-V-IV-II-V Turnaround

This turnaround is a variation of the I-IV-V-IV turnaround. It adds a II chord after the IV chord, which creates a more complex sound.

16. I-IV-V-IV-II-V-I Turnaround


This turnaround is a combination of the I-IV-V-IV and I-IV-V-I-II-V turnarounds. It creates a more complex and interesting sound.

17. I-IV-V-I-IV-II-V-IV Turnaround

This turnaround is a combination of the I-IV-V-I-IV-II-V and I-IV-V-I turnarounds. It creates a more complex and interesting sound.

18. I-IV-V-IV-II-V-IV-I Turnaround

This turnaround is a combination of the I-IV-V-I-IV-




First 50 Blues Turnarounds You Should Play on Guitar

★★★★☆ 4.7 out of 5

Language : English

File size : 5012 KB

Print length : 56 pages



Health Care Global Viewpoints: Samantha Whiskey

Samantha Whiskey is a global health advocate and expert. She has worked in over 50 countries, providing health care to underserved populations. In this article, she shares...



Teacher Educators' Reflections on Culturally Relevant Teaching in Contemporary Classrooms: A Comprehensive Exploration

In today's increasingly diverse classrooms, culturally relevant teaching has become essential to ensuring that all students feel valued, respected,...