

Unlocking the Secrets of Fabric Selection for Dynamic Quilts

In the realm of quilting, fabric selection holds the key to unlocking a world of creativity and expression. The fabrics you choose will not only impact the aesthetic appeal of your quilt but also its texture, drape, and overall feel. With a myriad of fabrics available, mastering the art of fabric selection is essential for creating dynamic and captivating quilts that tell a visual story.



Colorific: Unlock the Secrets of Fabric Selection for Dynamic Quilts by Pam Goecke Dinndorf

★★★★☆ 4.4 out of 5

Language : English
File size : 13339 KB
Text-to-Speech : Enabled
Screen Reader : Supported
Enhanced typesetting : Enabled
Print length : 64 pages




Understanding Fabric Types

The first step in fabric selection is understanding the different types of fabrics available. Natural fibers such as cotton, linen, and silk offer breathability and a luxurious feel. Synthetic fibers like polyester and nylon provide durability, moisture resistance, and a wide range of colors and patterns. Blended fabrics, which combine both natural and synthetic fibers, offer a balance of properties, making them versatile and suitable for various quilting projects.

Exploring Fabric Textures

Fabric texture plays a crucial role in adding depth and interest to your quilt. Smooth fabrics like satin and silk create a sleek and sophisticated look, while textured fabrics like linen and tweed add a rustic and organic charm. Consider incorporating fabrics with contrasting textures to create visual intrigue and tactile appeal.



Harnessing the Power of Patterns

Fabric patterns can transform a simple quilt into a work of art. From subtle prints to bold graphics, the pattern you choose can set the tone and style of your quilt. Geometric patterns create a sense of order and symmetry, while organic patterns evoke a more natural and whimsical feel. Experiment with different scale patterns to achieve a variety of effects, from delicate accents to eye-catching focal points.



By incorporating different fabric patterns, this quilt creates a playful and eclectic visual statement.

The Magic of Colors

Color is a powerful tool in quilting, capable of evoking emotions, creating illusions, and adding depth. Choose colors that complement each other to create a harmonious quilt, or experiment with contrasting colors for a more dynamic effect. Consider the value and saturation of your colors to achieve the desired visual impact, from subtle nuances to bold and vibrant statements.



Matching Fabrics for Harmony

When selecting fabrics for a quilt, it's essential to consider how they will work together to create a cohesive design. Pay attention to the scale and weight of the fabrics you choose, as well as their compatibility in terms of texture and pattern. Experiment with different combinations to find the perfect balance that enhances the overall aesthetic appeal of your quilt.

Creating Visual Interest with Value and Saturation

Value refers to the lightness or darkness of a color, while saturation refers to its intensity. By playing with value and saturation, you can create visual interest and depth in your quilt. Use light and bright fabrics to create highlights and draw attention to certain areas, while darker and more saturated fabrics can be used to create shadows and add contrast.



The skillful use of value and saturation in this quilt creates a dynamic and engaging visual experience.

Balancing Contrast and Cohesion

Contrast is an essential element in creating a visually striking quilt. By juxtaposing light and dark fabrics, or fabrics with contrasting colors or

patterns, you can create a sense of drama and draw attention to specific areas of your quilt. However, it's important to balance contrast with cohesion to maintain a harmonious overall design.

Inspiration from the World Around You

Don't limit your fabric selection to the quilt shop. Look for inspiration in nature, art, fashion, and everyday objects. Nature offers a vast array of colors, textures, and patterns that can be translated into stunning quilt designs. Museums and galleries provide a treasure trove of ideas for incorporating historical or artistic elements into your quilts.



In the world of quilting, fabric selection is a journey of exploration, creativity, and self-expression. By understanding the different types of fabrics available, exploring their textures, patterns, and colors, and matching them harmoniously, you can unlock the secrets to creating dynamic and captivating quilts that speak to your unique aesthetic vision.

So gather your fabrics, let your imagination soar, and embrace the transformative power of fabric selection for your next quilting adventure.




Colorific: Unlock the Secrets of Fabric Selection for Dynamic Quilts

by Pam Goecke Dinndorf


★★★★☆ 4.4 out of 5

Language : English
File size : 13339 KB
Text-to-Speech : Enabled
Screen Reader : Supported
Enhanced typesetting : Enabled
Print length : 64 pages



Health Care Global Viewpoints: Samantha Whiskey

Samantha Whiskey is a global health advocate and expert. She has worked in over 50 countries, providing health care to underserved populations. In this article, she shares...



Teacher Educators' Reflections on Culturally Relevant Teaching in Contemporary Classrooms: A Comprehensive Exploration

In today's increasingly diverse classrooms, culturally relevant teaching has become essential to ensuring that all students feel valued, respected,...